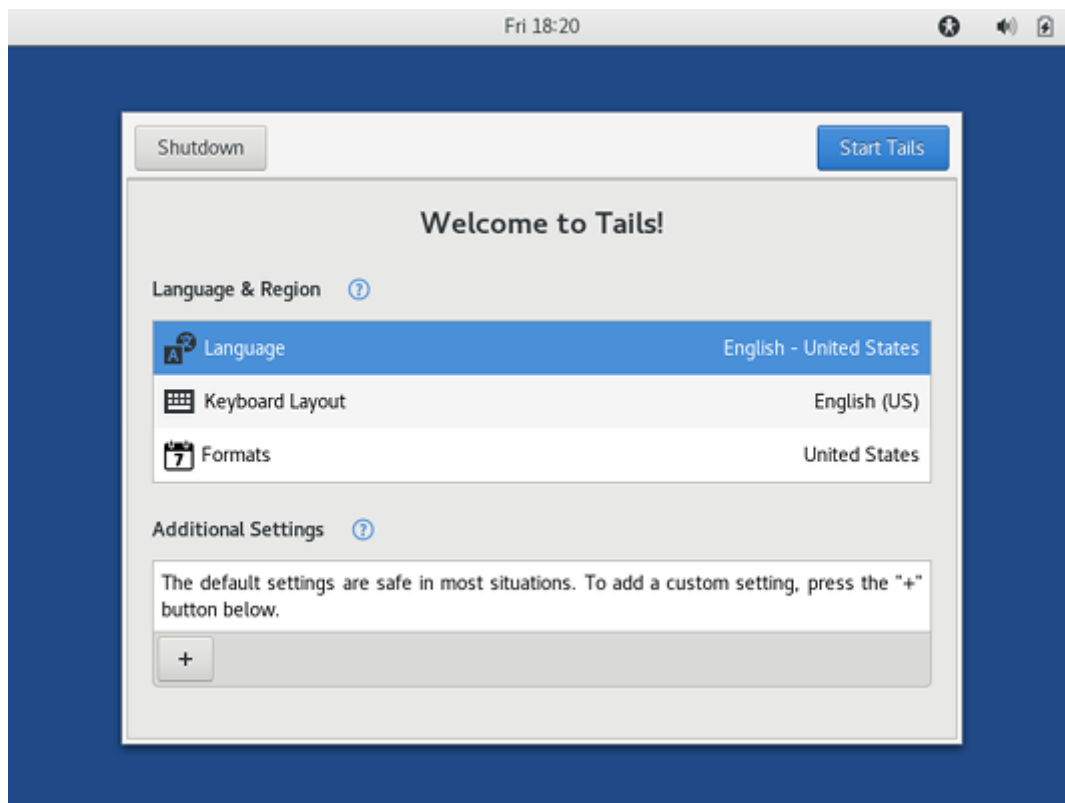


[Donate](#)[Home](#) [How Tails works](#) [Get Tails](#) [Documentation](#) [Support](#) [Contribute](#) [News](#)[doc](#) [first steps](#) [Welcome Screen](#)[English](#) [DE](#) [ES](#) [FR](#) [IT](#) [PT](#) [RU](#)

Welcome Screen

The Welcome Screen appears after the Boot Loader, but before the GNOME Desktop.

You can use the Welcome Screen to specify startup options that alter some of the basic functioning of Tails.




To start Tails without options, click on the **Start Tails** button.

To store the settings of the Welcome Screen across different Tails sessions, turn on the [Welcome Screen](#) feature of the Persistent Storage.

With this feature turned on, unlock your Persistent Storage to restore your settings in the Welcome Screen.

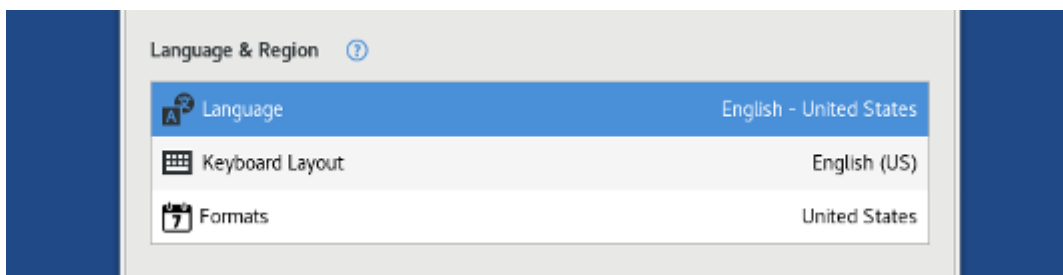
- I. [Assistive technologies](#)
- II. [Language & region](#)
- III. [Persistent Storage](#)
- IV. [Additional settings](#)
 1. [Administration Password](#)
 2. [MAC Address Anonymization](#)
 3. [Offline Mode](#)
 4. [Unsafe Browser](#)
- V. [Keyboard shortcuts](#)

Assistive technologies

You can activate assistive technologies, like a screen reader or large text, from the universal access menu (the  icon which looks like a person) in the top bar.

Language & region

You can configure Tails depending on your language and location from the Welcome Screen.

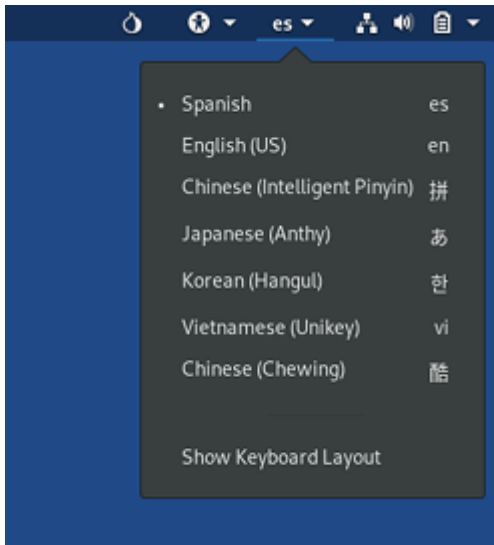


- The **Language** option allows you to change the main language of the interface.

Text that is not translated yet will appear in English. You can [help to translate more text](#).

- The **Keyboard Layout** option allows you to change the layout of the keyboard. For example to switch to an *AZERTY* keyboard which is common in France.

You will still be able to switch between different keyboard layouts from the desktop after starting Tails.

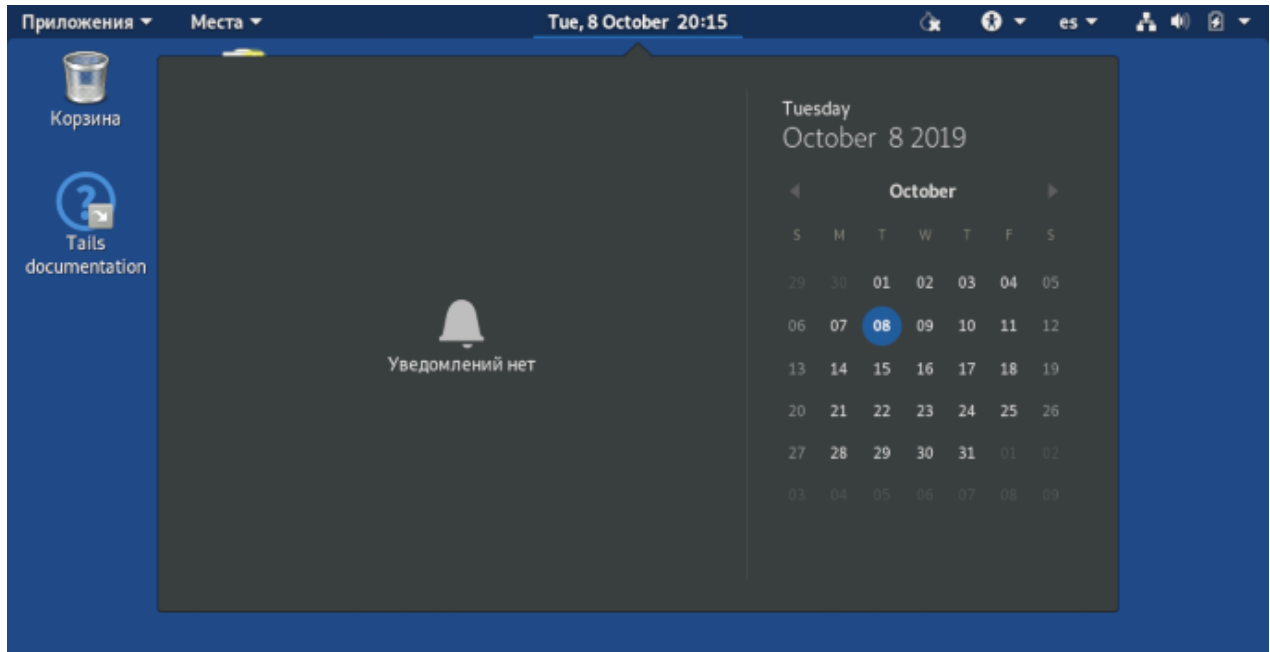


- The **Formats** option allows you to change the date and time format, first day of the week, measurement units, and default paper size according to the standards in use in a country.

For example, the USA and the United Kingdom, two English-speaking countries, have different standards:

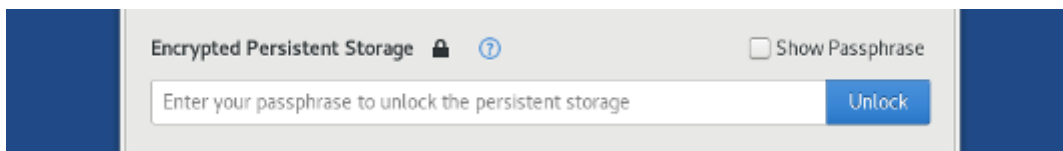
	USA	United Kingdom
Date & time	3/17/2017 3:56 PM	17/03/2017 15:56
First day of the week	Sunday	Monday
Unit system	Imperial	Metric
Paper size	Letter	A4

With this option you can also display the calendar in a different language than the main language. For example, to display a US calendar, with weeks starting on Sunday, when the main language is Russian.



Persistent Storage

If a [Persistent Storage](#) is detected on the USB stick, an additional section appears in the Welcome Screen below the **Language & Region** section:

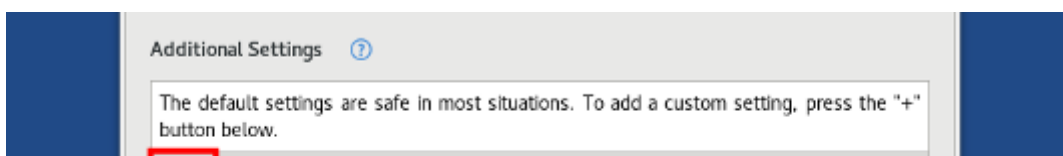


To unlock the Persistent Storage, enter your passphrase and click **Unlock**.

To learn more about the Persistent Storage and create one, see our documentation on the [Persistent Storage](#).

Additional settings

Tails is configured with care to be as safe as possible by default. But, depending on your situation, you can change one of the following settings from the Welcome Screen.





Administration Password

Set an **Administration Password** to be able to perform administrative tasks like installing additional software or accessing the internal hard disks of the computer.

See our documentation about [the administration password and its security implications](#).

MAC Address Anonymization

Disable **MAC Address Anonymization** to prevent connectivity problems with your network interfaces.

See our documentation about [MAC address anonymization](#).

Offline Mode

Turn on the **Offline Mode** if you want to work completely offline for increased security.

Unsafe Browser

Enable the **Unsafe Browser** to sign in to a network using a captive portal before starting Tor.

See our documentation about [the Unsafe Browser and its security implications](#).

Keyboard shortcuts

Alt+L	Language
Alt+K	Keyboard Layout
Alt+F	Formats
Alt+P	Persistent Storage
Alt+A	Additional Settings
Ctrl+Shift+A	Administration Password
Ctrl+Shift+M	MAC Address Anonymization
Alt+S	Start Tails

Tails

- [Home](#)
- [How Tails works](#)
- [Get Tails](#)
- [Documentation](#)
- [Support](#)
- [Contribute](#)
- [News](#)

Support

- [FAQs](#)
- [Known issues](#)
- [Warnings](#)
- [Accessibility](#)
- [Upgrade](#)

Contribute

- [Report an error](#)
- [Translate](#)
- [Source code](#)
- [GitLab](#)
- [Roadmap](#)
- [Donate](#)

About us

- [Contact](#)
- [Mission and values](#)
- [Social contract](#)
- [Sponsors](#)
- [Code of conduct](#)
- [License](#)
- [Jobs](#)

News

Subscribe to our newsletter: